

Flexible

# PIXEL Matrix RGBW Fixture Guide

# KKDC



Indoor/Outdoor | Surface | RGBW output up to 54lm/Module

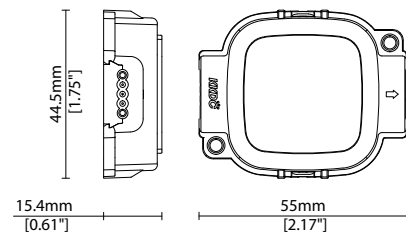


## Key applications

- ✓ Architectural detail
- ✓ Backlighting & signage
- ✓ Building facades
- ✓ Exterior
- ✓ Media façade
- ✓ Public spaces
- ✓ Special effect
- ✓ Wall mounting
- ✓ Wet area

## Key features

- ✓ Chasing strobe effects
- ✓ Custom lengths
- ✓ Constant Voltage (CV)
- ✓ Continuous light runs
- ✓ Diffusion: spotting
- ✓ Direct view
- ✓ IP67 waterproof
- ✓ LEDmix RGBW
- ✓ String of modules



## MOUNTING METHODS



KKCK-01 PIXEL Matrix Clip

Flexible

# PIXEL Matrix RGBW

## Specification sheet

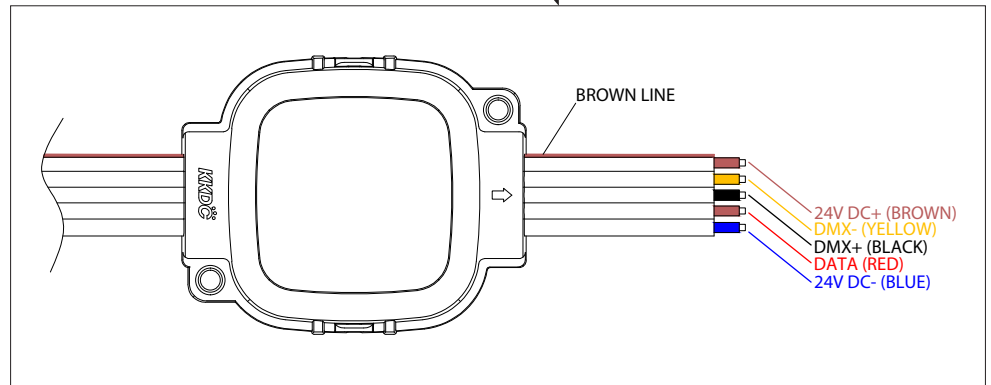
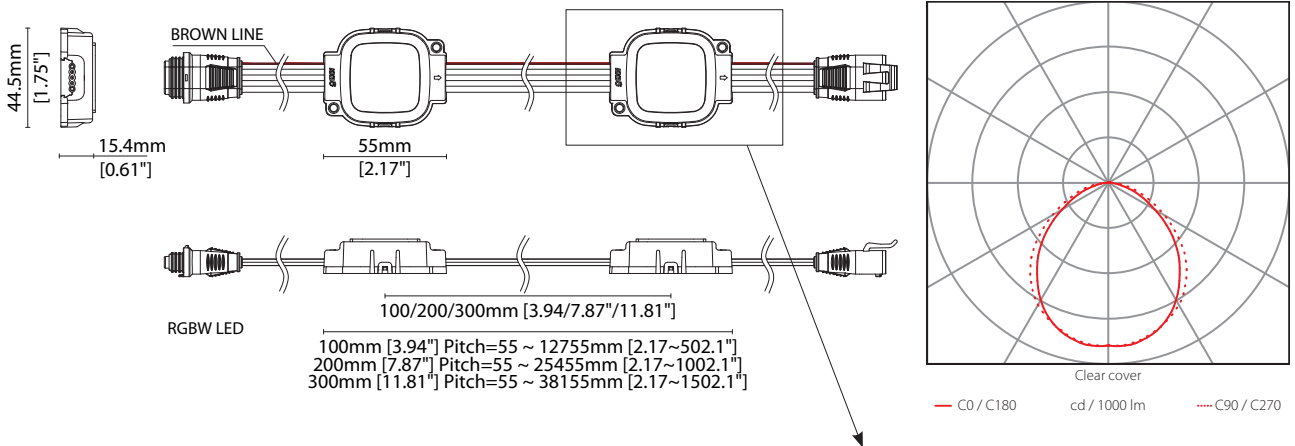


<b>Dimensions</b>	H15.4/W44.5/L55mm (H0.61/W1.75/L2.17in)
<b>Module pitch</b>	100/200/300mm (3.94/7.87/11.81in)
<b>LED Pitch</b>	N/A
<b>Chip</b>	RGBW
<b>Cover/Optics</b>	Clear (120°)
<b>CCT</b>	White: 3000K/5000K Red 620-630nm/Blue 460-470nm/Green 520-530nm
<b>LED binning</b>	White: 3-step MacAdam ellipse RGB: 10nm tolerance
<b>CRI</b>	≥ 80 (White) / N/A (RGB)
<b>Lifetime</b>	50,000 hours @ 25°C (50,000 hours @ 77°F)
<b>Operating temp</b>	T <sub>a</sub> = -25 to 50°C (T <sub>c</sub> max = 66°C) T <sub>a</sub> = -13 to 122°F (T <sub>c</sub> max = 150.8°F)
<b>IP Rating</b>	IP67
<b>Finish</b>	Black / Gray
<b>Mounting</b>	Screw fixing / Clips
<b>Connection</b>	PIXEL to DMX512 device: 3pin or 5pin XLR connector
<b>Control</b>	Cluster system via DMX512 (Speak to KKDC for further details)



Supply voltage	Power consumption	Supply current
24V DC	1.6W/Module	0.07A

Clear Cover	CRI	R9	Rf	Rg
54lm/Module 34lm/W	80	50	-	-



Data derived from independent UKAS/IESNA LM-79-08 accredited testing of production samples.

Flexible

# PIXEL Matrix RGBW

## Code Table

# KKDC

### FIXTURE

Model	Finish	LED	Colour (CCT)	Length Availability <sup>1</sup>	IP	Cable Length	Power Feed	Module Pitch	Input
PIXEL Matrix RGBW	PM Black <b>BK</b> Gray <b>GY</b>	315 315	3000K 30 5000K 50	m 55-12,755mm 1-128 modules @100mm pitch	IP67 67	300mm (11.81in) 0300	PIXEL IP67 connector P67C	100mm 0100 (3.94in)	DC 24V g
				m 55-25,455mm 1-128 modules @200mm pitch				200mm 0200 (7.87in)	
				m 55-38,155mm 1-128 modules @300mm pitch				300mm 0300 (11.81in)	
				i 2.17-502in 1-128 modules @3.94 in pitch					
				i 2.17-1,002in 1-128 modules @7.87in pitch					
				i 2.17-1,502in 1-128 modules @11.81in pitch					

<sup>1</sup> Length dependant on Module Pitch

### Code Example:

PM	-	BK	-	315	-	30	-	m	1000	-	67	-	0300	-	P67C	-	0100	-	g
PIXEL Matrix RGBW		Black		315		3000K		1000mm		IP67			300mm (11.81in)		PIXEL IP67 connector		100mm (3.94in) pitch		DC 24V

### ACCESSORIES

#### Mounting Accessories

KKCK-01	PIXEL Matrix Clip bracket
KKCN-31	PIXEL Matrix Male/Female Extension Lead 500mm
KKCN-33	PIXEL Matrix Power Input wire 500mm
KKCN-34	PIXEL IP67 Male connector
KKCN-35	PIXEL IP67 Female connector

#### PSU/Driver

PIXEL Matrix system via DMX512

\* Speak to KKDC for further details

\* Refer to **Mounting accessories** on **Accessories** pages

### LED ENGINE VARIANTS (LED STRIP TYPE)

Luminaire	LED	Lumen/module	W	Spec Doc	Module Pitch
PIXEL Matrix White	311	132/module	1.65	PIXEL Matrix White	100/200/300mm (3.94/7.87/11.81in)
PIXEL Matrix RGB	314	Red 9/module Green 25/module Blue 6/module RGB 40/module	1.3	PIXEL Matrix RGB	100/200/300mm (3.94/7.87/11.81in)
<b>PIXEL Matrix RGBW</b>	<b>315</b>	<b>54/module</b>	<b>1.6</b>	<b>PIXEL Matrix RGBW</b>	<b>100/200/300mm (3.94/7.87/11.81in)</b>

\* Performance data: 3000K+RGB

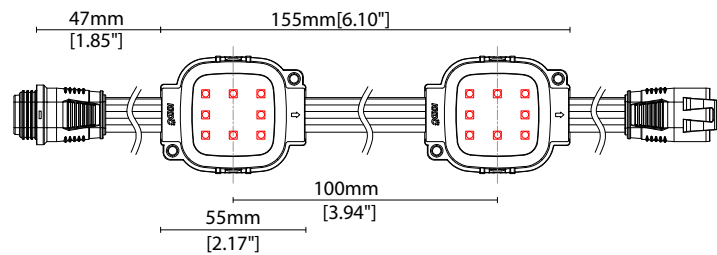
Flexible

# PIXEL Matrix RGBW (100mm) Length Availability List

# KKDC

Length Code		Fixture Length <sup>1</sup>		LED Modules	End Cap Dimension		Wattage (W)	Output (lm)
Metric	Imperial(US)	Metric	Imperial(US)	Quantity	Metric	Imperial(US)		3000K (Test Data)
m0055	i0002	55mm	2.17in	1ea	N/A	N/A	1.60	54
m0155	i0006	155mm	6.10in	2ea	N/A	N/A	3.20	109
m0255	i0010	255mm	10.04in	3ea	N/A	N/A	4.80	163
m0355	i0014	355mm	13.98in	4ea	N/A	N/A	6.40	218
m0455	i0018	455mm	17.91in	5ea	N/A	N/A	8.00	272
m0555	i0022	555mm	21.85in	6ea	N/A	N/A	9.60	326
m0655	i0026	655mm	25.79in	7ea	N/A	N/A	11.20	381
m0755	i0030	755mm	29.72in	8ea	N/A	N/A	12.80	435
m0855	i0034	855mm	33.66in	9ea	N/A	N/A	14.40	490
m0955	i0038	955mm	37.60in	10ea	N/A	N/A	16.00	544
m1055	i0042	1055mm	41.54in	11ea	N/A	N/A	17.60	598
m1155	i0045	1155mm	45.47in	12ea	N/A	N/A	19.20	653
m1255	i0049	1255mm	49.41in	13ea	N/A	N/A	20.80	707
m1355	i0053	1355mm	53.35in	14ea	N/A	N/A	22.40	762
m1455	i0057	1455mm	57.28in	15ea	N/A	N/A	24.00	816
m1555	i0061	1555mm	61.22in	16ea	N/A	N/A	25.60	870
m1655	i0065	1655mm	65.16in	17ea	N/A	N/A	27.20	925
m1755	i0069	1755mm	69.09in	18ea	N/A	N/A	28.80	979
m1855	i0073	1855mm	73.03in	19ea	N/A	N/A	30.40	1034
m1955	i0077	1955mm	76.97in	20ea	N/A	N/A	32.00	1088
m2055	i0081	2055mm	80.91in	21ea	N/A	N/A	33.60	1142

<sup>1</sup> Fixture length excludes power feed tail. The maximum length continues up to 12,755mm/502in (128 LED modules Max.) in 100mm increments



Flexible

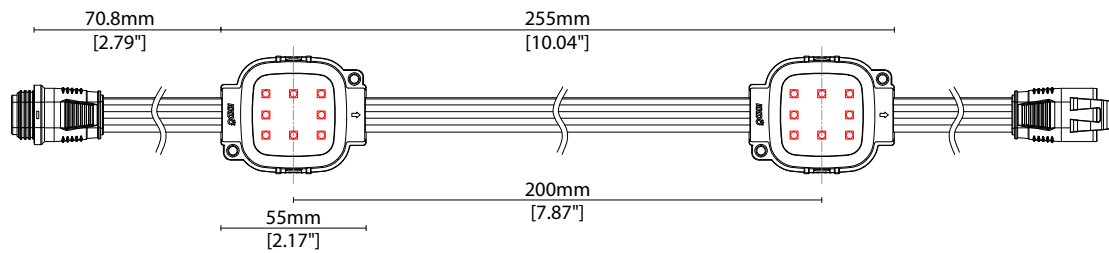
# PIXEL Matrix RGBW (200mm)

## Length Availability List

# KKDC

Length Code		Fixture Length <sup>1</sup>		LED Modules	End Cap Dimension		Wattage (W)	Output (lm)
Metric	Imperial(US)	Metric	Imperial(US)	Quantity	Metric	Imperial(US)		3000K (Test Data)
m0055	i0002	55mm	2.17in	1ea	N/A	N/A	1.60	54
m0255	i0010	255mm	10.04in	2ea	N/A	N/A	3.20	109
m0455	i0018	455mm	17.91in	3ea	N/A	N/A	4.80	163
m0655	i0026	655mm	25.79in	4ea	N/A	N/A	6.40	218
m0855	i0034	855mm	33.66in	5ea	N/A	N/A	8.00	272
m01055	i0042	1055mm	41.54in	6ea	N/A	N/A	9.60	326
m01255	i0049	1255mm	49.41in	7ea	N/A	N/A	11.20	381
m01455	i0057	1455mm	57.28in	8ea	N/A	N/A	12.80	435
m01655	i0065	1655mm	65.16in	9ea	N/A	N/A	14.40	490
m01855	i0073	1855mm	73.03in	10ea	N/A	N/A	16.00	544
m2055	i0081	2055mm	80.91in	11ea	N/A	N/A	17.60	598
m2255	i0089	2255mm	88.78in	12ea	N/A	N/A	19.20	653
m2455	i0097	2455mm	96.65in	13ea	N/A	N/A	20.80	707
m2655	i0105	2655mm	104.53in	14ea	N/A	N/A	22.40	762
m2855	i0112	2855mm	112.40in	15ea	N/A	N/A	24.00	816
m3055	i0120	3055mm	120.28in	16ea	N/A	N/A	25.60	870
m3255	i0128	3255mm	128.15in	17ea	N/A	N/A	27.20	925
m3455	i0136	3455mm	136.02in	18ea	N/A	N/A	28.80	979
m3655	i0144	3655mm	143.90in	19ea	N/A	N/A	30.40	1034
m3855	i0152	3855mm	151.77in	20ea	N/A	N/A	32.00	1088
m4055	i0160	4055mm	159.65in	21ea	N/A	N/A	33.60	1142

<sup>1</sup> Fixture length excludes power feed tail. The maximum length continues up to 25,455mm/1002in (128 LED modules Max.) in 200mm increments



Flexible

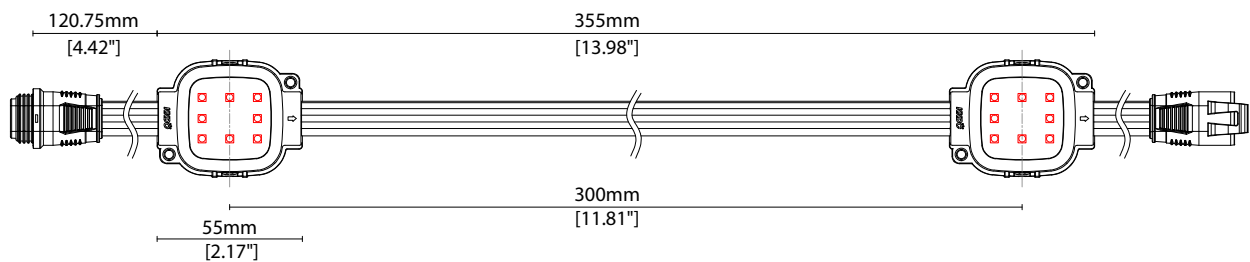
# PIXEL Matrix RGBW (300mm)

## Length Availability List

# KKDC

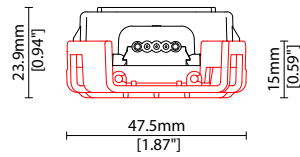
Length Code		Fixture Length <sup>1</sup>		LED Modules	End Cap Dimension		Wattage (W)	Output (lm)
Metric	Imperial(US)	Metric	Imperial(US)	Quantity	Metric	Imperial(US)		3000K (Test Data)
m0055	i0002	55mm	2.17in	1ea	N/A	N/A	1.60	54
m0355	i0014	355mm	13.98in	2ea	N/A	N/A	3.20	109
m0655	i0026	655mm	25.79in	3ea	N/A	N/A	4.80	163
m0955	i0038	955mm	37.60in	4ea	N/A	N/A	6.40	218
m1255	i0049	1255mm	49.41in	5ea	N/A	N/A	8.00	272
m1555	i0061	1555mm	61.22in	6ea	N/A	N/A	9.60	326
m1855	i0073	1855mm	73.03in	7ea	N/A	N/A	11.20	381
m2155	i0085	2155mm	84.84in	8ea	N/A	N/A	12.80	435
m2455	i0097	2455mm	96.65in	9ea	N/A	N/A	14.40	490
m2755	i0108	2755mm	108.46in	10ea	N/A	N/A	16.00	544
m3055	i0120	3055mm	120.28in	11ea	N/A	N/A	17.60	598
m3355	i0132	3355mm	132.09in	12ea	N/A	N/A	19.20	653
m3655	i0144	3655mm	143.90in	13ea	N/A	N/A	20.80	707
m3955	i0156	3955mm	155.71in	14ea	N/A	N/A	22.40	762
m4255	i0168	4255mm	167.52in	15ea	N/A	N/A	24.00	816
m4555	i0179	4555mm	179.33in	16ea	N/A	N/A	25.60	870
m4855	i0191	4855mm	191.14in	17ea	N/A	N/A	27.20	925
m5155	i0203	5155mm	202.95in	18ea	N/A	N/A	28.80	979
m5455	i0215	5455mm	214.76in	19ea	N/A	N/A	30.40	1034
m5755	i0227	5755mm	226.57in	20ea	N/A	N/A	32.00	1088
m6055	i0238	6055mm	238.39in	21ea	N/A	N/A	33.60	1142

<sup>1</sup> Fixture length excludes power feed tail. The maximum length continues up to 38,155mm/1502in (128 LED modules Max.) in 300mm increments



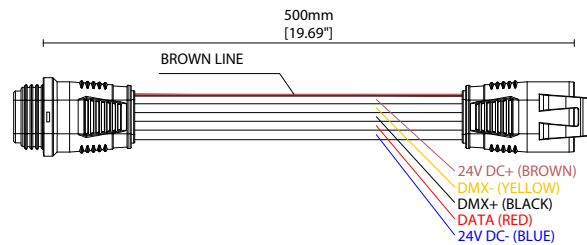
## MOUNTING ACCESSORIES

Note: Accessories are to be ordered separately with corresponding code shown below.

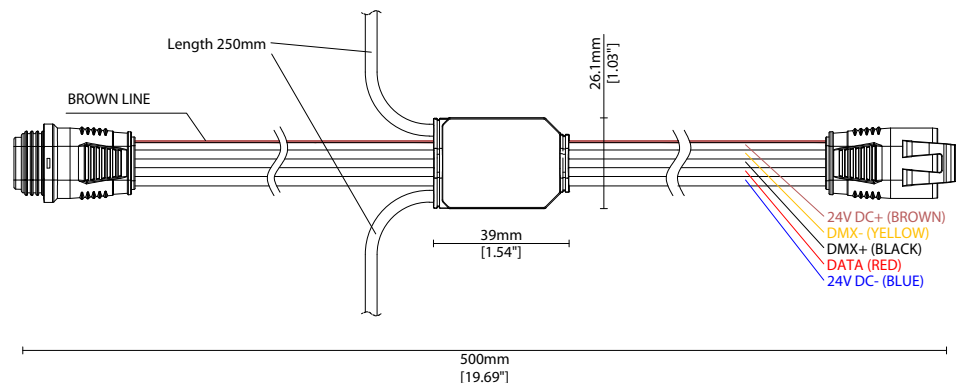


KKCK-01

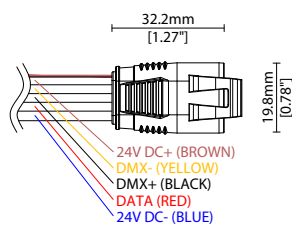
PIXEL Matrix Clip



KKCN-31

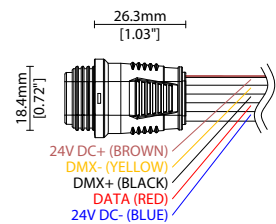
PIXEL Matrix Male/Female  
Extension Lead 500mm

KKCN-33

PIXEL Matrix Power Input wire  
500mm

KKCN-34

PIXEL Matrix male connector



KKCN-35

PIXEL Matrix female connector